





START RAMP TO SINK-JELLY START
{START TO SSS1}

DISTANCE		DIRECTION	DIST. to go
Total	Part		
		FROM Pre Start Holding Area. Proceed to the front of the Hotel for Official start flag.	
0,00		Proceed to Main gate. ZERO ODO. Turn RIGHT onto Tar.	18,03
0,60	0,60	Stop. T-Junction. Turn LEFT. Bumpy road	17,43
1,15	0,55	!!! Dip	16,88
4,90	3,75	STRAIGHT on. Under N2 bridge	13,13
7,40	2,50	80kph	10,63
10,24	2,84	Turn LEFT. R331 Hankey	7,79
10,35	0,11	Cross over N2	7,68
10,83	0,48	Turn RIGHT. MTO Longmore	7,20
10,90	0,07	Railway crossing. Keep Right on Main Gravel Road	7,13
		!!! Caution !!! 2 way rally traffic	
12,90	2,00	! Slow Left corner ! Cement road starts	5,13
14,90	2,00	! Slow . Speed Bump	3,13
14,95	0,05	security boom	3,08
15,29		! Slow . Speed Bump	
15,53	0,58	! Slow . Speed Bump. (Service Park entry to Left)	2,50
15,64	0,11	Fork LEFT Remain on Main Road (service LHS)	2,39
15,75	0,11	! Slow . Speed Bump (Service exit to Left)	2,28
16,20	0,45	Fork RIGHT	1,83
16,48	0,28	Fork LEFT	1,55
17,03	0,55	Keep LEFT	1,00
17,97	0,94	Fork RIGHT. TC - IN	0,06
18,03	0,06	SSS 	0,00



END SINK STAGE TO LONGMORE SERVICE
{ESS 1/3 TO SP}


DISTANCE		DIRECTION	DIST. to go
Total	Part		
0,00		ZERO ODO at stop control !! DIP . Keep LEFT. KEEP HEADLIGHTS ON 2 WAY RALLY TRAFFIC !!! Spectator & rally cars !!!	6,79
0,20	0,20	Stop. Turn RIGHT. 40kph .	6,59
1,20	1,00	STRAIGHT on. Stage 2 / 4 to Right	5,59
1,72	0,52	! Slow Left corner Slippy	5,07
2,05	0,33	! Slow Left corner	4,74
3,28	1,23	Keep LEFT	3,51
4,21	0,93	Keep RIGHT. SSS 1/3 on LEFT	2,58
4,99	0,78	! Slow Left corner	1,80
5,64	0,65	! Slow Right corner	1,15
5,92	0,28	! Slow . STRAIGHT on	0,87
6,25	0,33	! Slow . Speed Bump	0,54
6,43	0,18	STRAIGHT on (Exit service RHS)	0,36
6,46	0,03	! Slow . Speed Bump	0,33
6,66	0,20	Turn RIGHT	0,13
6,74	0,08	TC - IN	0,05
6,79	0,05	Turn RIGHT into service  No Clocking in required, keep track of your own service time.	0,00

Note: Friday Evening after stage 3, proceed back to
 Service. If you do not require to service, follow
 instructions on page OS6/6 from Service to Parc ferme .

Remember to nominate your intended arrival time to the marshal, not your
 actual time of arrival once at Parc Ferme.




**LONGMORE SERVICE TO PPC PLAYSTATION START
{SERVICE TO SSS 2/4}**

DISTANCE		DIRECTION	DIST. to go
Total	Part		
		FROM Service Exit. Proceed to the REFUEL ZONE	
0,00		Zero ODO At Fork TURN LEFT (stop sign) !!! Caution !!! 2 way rally traffic	9,76
0,02	0,02	STOP. Turn LEFT, 40kph Spectator & rally cars !	9,74
0,47	0,45	Fork RIGHT	9,29
0,75	0,28	Fork LEFT	9,01
1,30	0,55	Keep LEFT	8,46
2,24	0,94	Fork. Keep LEFT. (SSS 1/3 on Right)	7,52
3,06	0,82	Fork. Keep RIGHT.	6,70
4,66	1,60	! Slow Right corner !	5,10
5,16	0,50	Turn LEFT	4,60
7,16	2,00	STRAIGHT on (National PPC Spectator point)	2,60
8,86	1,70	Fork. Keep LEFT.	0,90
9,68	0,82	!! T-Junction. Turn RIGHT. TC-in	0,08
		KEEP ROAD OPEN FOR TRAFFIC WHEN PARKED / WAITING	
9,73	0,05	SSS 	0,03



**END PPC PLAYSTATION TO LONGMORE SERVICE
{ESS 2/4 TO SP}**

DISTANCE		DIRECTION	DIST. to go
Total	Part		
25,13		ESS . TURN RIGHT. KEEP HEADLIGHTS ON !!! Caution !!! 40kph . 2 WAY RALLY TRAFFIC	10,09
25,68	0,55	! Slow Right corner Drop Outside	9,54
27,63	1,95	STRAIGHT on (National PPC Spectator point)	7,59
29,63	2,00	Stop. Turn RIGHT	5,59
30,15	0,52	! Slow Left corner Slippy	5,07
30,48	0,33	! Slow Left corner	4,74
31,71	1,23	Keep LEFT	3,51
32,64	0,93	Keep RIGHT. SSS 1/3 on LEFT	2,58
33,42	0,78	! Slow Left corner	1,80
34,07	0,65	! Slow Right corner	1,15
34,35	0,28	! Slow . STRAIGHT on	0,87
34,68	0,33	! Slow . Speed Bump	0,54
34,86	0,18	STRAIGHT on (Exit service RHS)	0,36
34,89	0,03	! Slow . Speed Bump	0,33
35,09	0,20	Turn RIGHT	0,13
35,17	0,08	TC - IN	0,05
35,22	0,05	Turn RIGHT into service 	0,00

No Clocking in required, keep track of your own service time.


Note: Saturday after stage 4, proceed back to Service. If you do not require to service, follow instructions on page OS6/6 from Service to Parc ferme .



LONGMORE SERVICE TO SINK-JAM START
{SERVICE TO SSS 3}

DISTANCE		DIRECTION	DIST. to go
Total	Part		

START OF SECTION 2

		FROM Service Exit. Proceed to the REFUEL ZONE	
0,00		Zero ODO At Fork TURN LEFT (stop sign) !!! Caution !!! 2 way rally traffic	2,30
0,02	0,02	STOP. Turn LEFT, 40kph Spectator & rally cars !	2,28
0,47	0,45	Fork RIGHT	1,83
0,75	0,28	Fork LEFT	1,55
1,30	0,55	Keep LEFT	1,00
2,24	0,94	Fork. Keep RIGHT. TC-in	0,06
2,30	0,06	SSS 	0,00



LONGMORE SERVICE TO PARC FERME
{SERVICE TO PF}

DISTANCE		DIRECTION	DIST. to go
Total	Part		

Allow yourself 25mins to get to Parc Ferme

		Service exit. Proceed straight into REFUEL ZONE	
0,00		Zero ODO At Fork RIGHT (stop sign)	15,96
0,02	0,02	STOP. Turn RIGHT. 40kph Spectator & rally cars !	15,94
0,20	0,18	Straight on - !! Speed Bump	15,76
0,47	0,27	!! Speed Bump	15,49
0,68	0,21	!! Speed Bump	15,28
0,80	0,12	Security Boom. Assume 30 kph	15,16
0,91	0,11	!! Speed Bump	15,05
1,13	0,22	Cement starts !! CAUTION: Sharp left tightens on exit	14,83
2,14	1,01	Narrow bridge x 4 approx 100m apart	13,82
2,85	0,71	Gravel starts !! Sharp right and traffic ahead !!	13,11
4,86	2,01	Railway crossing. Straight on	11,10
4,94	0,08	Stop. Turn LEFT onto tar	11,02
5,30	0,36	STRAIGHT on (OVER N2)	10,66
5,60	0,30	STOP. T-Junction. Turn RIGHT (R102 Jeffreysbay)	10,36
		assume 100 kph	10,36
10,90	5,30	STRAIGHT on (under N2 bridge). !!! Bumpy Road	5,06
13,20	2,30	!!! Bumpy road	2,76
15,23	2,03	Turn hidden RIGHT (Before Single Bridge) DR01806	0,73
15,91	0,68	Turn RIGHT onto grass.	0,05
15,96	0,05	Parc Ferme - IN	0,00

Remember to nominate your intended arrival time to the marshal, not your
actual time of arrival once at Parc Ferme.