

Marque VOLKSWAGEN
Make

Modèle POLO R2
Model

Homologation N°

A-143/12

Extension N°

25/20 VR2N

MOTORSPORT SOUTH AFRICA
Group R2N
HOMOLOGATION EXTENSION FORM

Homologation valid as from **29/03/2019**

X VR2N Rally Variant R2N

101. MANUFACTURER OF THE VEHICLE

VOLKSWAGEN SOUTH AFRICA

102. MODEL AND TYPE OF THE VEHICLE

a) Modèle et type
Model and type

POLO TRENDLINE 1.4

999cc 3 CYLINDER TURBO ENGINE EA211 CHZ

Page or Extension	Article	Description	Photo n°
2		Engine inlet side	1
		Engine exhaust side	2
		Engine exhaust side without turbocharger	3
		Turbocharger turbine	4
		Turbocharger compressor	5
		Throttle body turbo side	6
3		Throttle body manifold side	7
		Engine harness	8
		Engine bay and turbo air pipe lay-out	9
		Turbocharger exit to intercooler	10
		Intercooler to throttle body	11
4		Engine cooling water radiator	12
		Combustion air intercooler	13
		Combustion air pipes	14
		Motec M142 ECU dismantled	15
		Motec M142 ECU mounted	16
		Front bumper modified air inlet.	17

MOTORSPORT SOUTH AFRICA
Group R2N

PHOTO 1: Engine inlet side



PHOTO 2: Engine exhaust side



PHOTO 3: Engine exhaust side without turbocharger



PHOTO 4: Turbocharger turbine



PHOTO 5: Turbocharger compressor



PHOTO 6: Throttle body intercooler side



Turbocharger part no: VW 04E 145 722G. Tiguan 1.4

MOTORSPORT SOUTH AFRICA
Group R2N

PHOTO 7: Throttle body manifold side



PHOTO 8: Engine harness



PHOTO 9: Engine bay and turbo air pipe lay-out



PHOTO 10: Turbocharger exit to intercooler




Water to air intercooler in inlet manifold blanked off.

PHOTO 11: Intercooler to throttle body



PHOTO 12: Engine cooling water radiator



Core size: 650 x 440 x 40mm; 43 tube rows; Inlet 33mm ID; outlet 30mm ID.

Marque VOLKSWAGEN
Make

Modèle POLO R2
Model

Homologation N°

A-143/12

Extension N°

25/20 VR2N

MOTORSPORT SOUTH AFRICA
Group R2N

PHOTO 13: Combustion air intercooler





PHOTO 14: Combustion air pipes



Core size: 550 x 178 x 65mm; 10 tube rows 6mm thick; in/outlet 49 ID

PHOTO 15: Motec M142 ECU dismounted




PHOTO 16: Motec M142 ECU mounted




PHOTO 17: Front bumper modified air inlet.

