



MSA CERTIFICATE NUMBER :

**09/2274**

# SAFETY CAGE CERTIFICATE

In compliance with FIA Homologation Regulations for Safety Cages

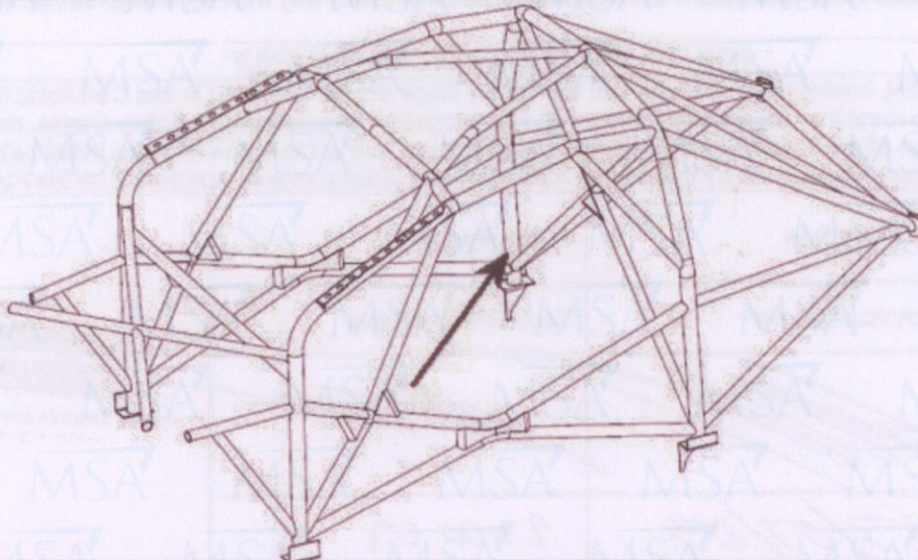
This Certificate is valid only for the Safety Cage bearing the Serial Number shown on Page 6 of 6

Safety Cage Manufacturer	<u>M-Sport Ltd</u>
Address	<u>Dovenby Hall, Dovenby</u> <u>Cockermouth, Cumbria</u> <u>CA13 0PN, England</u>
Phone n° + email	<u>+44 (0) 1900 828 888, info@m-sport.co.uk</u>

The structure shown on this form is manufactured for the following vehicle:

Make	<u>Ford</u>	Model	<u>Fiesta B299</u>	Year/Model Identifier	<u>Fiesta R2</u>
Vehicle Homologation Number(s)* *if applicable	<u>                    </u>		Maximum Weight of Vehicle	<u>1260</u>	kg

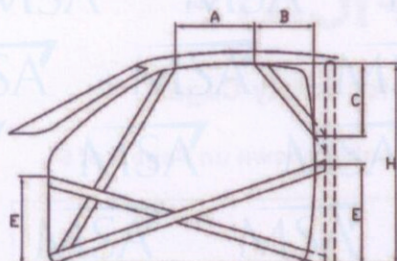
Drawing of front ¾ view of the Complete Structure showing the location of the identification plate



It is accepted by all parties and entities concerned with this document and its content that, in the last resort, the FIA holds full authority to testify to the regulatory validity of this certificate in case of difficulties regarding the application or interpretation of the rules and/or requirements referred to above



**DETAILS OF STRUCTURE**



**A =** 425 mm      **B =** 188 mm  
**C =** 277 mm      **E =** 402 mm  
**H =** 961 mm      (highest figure only)

All Dimensions  
± 0.1mm

Show location of each type on drawing

	Main Rollbar	Front/Lateral Rollbar	Backstays	Main Rollbar Diagonal members
External Diameter	<u>45</u> mm	<u>45</u> mm	<u>40</u> mm	<u>32</u> mm
Wall Thickness	<u>1.63</u> mm	<u>1.63</u> mm	<u>1.50</u> mm	<u>1.00</u> mm
Method of attachment to Body Shell	<u>Welded Footplate</u>			
Weight of Safety Cage, inc. fastenings	<u>44</u> kg			

This document is valid only if fully completed and issued as a validated original document by the Motor Sports Association United Kingdom (The issuing ASN).




It must be presented, in full, on demand to FIA or ASN delegates or Technical Scrutineers of the Meeting (Event). The authorisation of this form by the issuing ASN certifies that the structure shown herein complies with the basic strength and configuration requirements of the FIA Homologation Regulations for Safety Cages.

It does not certify that the structure complies with the requirements of any particular event or technical regulations.

**This certificate becomes invalid if the structure is modified in any way from the design shown herein.**

**FOR THE USE OF THE ISSUING ASN ONLY**

The issuing ASN, having been satisfied that the Safety Cage design identified in this Certificate has been demonstrated to meet the requirements of the FIA Homologation Regulations for Safety Cages, certifies that the design of the Safety Cage Structure is valid for use, subject to the restrictions listed below, in all events sanctioned by the issuing ASN and International events sanctioned by the FIA.

Name of Authorising Officers	John Symes	John Ryan	 MOTOR SPORTS ASSOCIATION UNITED KINGDOM
Position	Technical Director	Technical Executive	
Signed			
Date	27/07/09	27.07.09	
Remarks/Restrictions (For the use of the issuing ASN only)			




**PHOTO 1**  
FRONT ¾ VIEW OF CAGE



**PHOTO 2**  
REAR ¾ VIEW OF CAGE



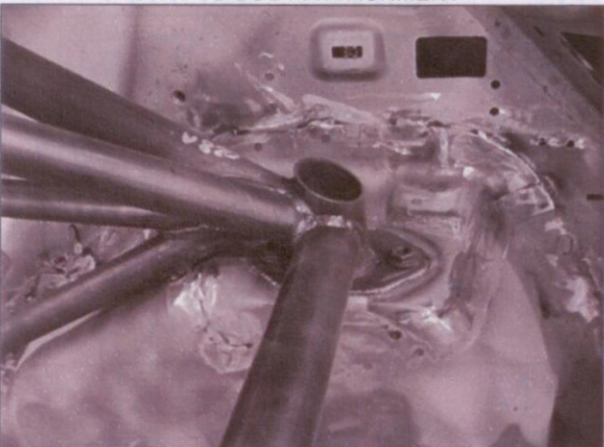
**PHOTO 3**  
VIEW FROM SIDE OF CAR



**PHOTO 4**  
MAIN ROLLBAR TO FLOOR ATTACHMENT



**PHOTO 5**  
REAR BACKSTAY TO BODY ATTACHMENT

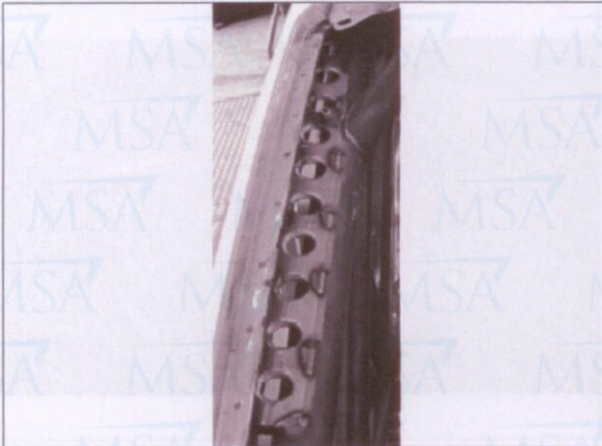


**PHOTO 6**  
FRONT ROLLBAR TO FLOOR ATTACHMENT






**PHOTO 7**  
FRONT ROLLBAR ATTACHMENT TO "A" PILLAR




**PHOTO 8**  
MAIN ROLLBAR ATTACHMENT TO "B" PILLAR



**PHOTO 9**  
ATTACHMENT TO FRONT SUSPENSION



**PHOTO 10**  
DRIVER'S DOOR ANTI-INTRUSION DOORBAR



**PHOTO 11**  
LOCATION OF IDENTIFICATION PLATE




**PHOTO 12**  
DETAIL OF IDENTIFICATION PLATE







**PHOTO 13**  
SHOULDER HARNESS ATTACHMENT – DRIVER




**PHOTO 14**  
SHOULDER HARNESS ATTACHMENT – CO-DRIVER




**PHOTO 15**  
STEERING COLUMN MOUNT




**PHOTO 16**  
OTHER DETAILS OF CAGE



**PHOTO 17**  
OTHER DETAILS OF CAGE



**PHOTO 18**  
OTHER DETAILS OF CAGE







MOTOR SPORTS ASSOCIATION  
UNITED KINGDOM

MSA CERTIFICATE NUMBER :

09/2274

V.I.N. or Chassis Identification Number	BR10010100
Roll Cage Serial Number	BR10010001/186

**MANUFACTURER'S DECLARATION AND DETAILS:**

I declare that the Safety Cage Structure described on this form and fitted to the vehicle described above:

- was constructed and installed in accordance with the specifications and design shown herein.
- has been manufactured so that all aspects of the Safety Cage design, including configuration and strength requirements and welded and demountable joints and mountings, will be in conformity with the requirements of the FIA Homologation Regulations for Safety Cages.
- has been identified by an engraved plate bearing the name or logo of the manufacturer, the ASN Certificate number and a unique manufacturer's serial number.

Manufacturer's Name	M-Sport	
Address	Dovenby Hall, Dovenby Cockermouth, Cumbria CA13 0PN, England	
Phone n° + Email	0044 (0) 1900 828 888 info@m-sport.co.uk	
Signature:		
Name of Signatory:	Christopher Fleming-Williams	

**MANUFACTURER'S AGENT: (For Safety Cages installed by an Agent)**

The following Agent is authorised to act on the manufacturer's behalf to install this Safety Cage design.

Agent's Name	WCT Engineering
Address	27 Silverstone Crescent Kyabami Park SOUTH AFRICA
Phone n° + Email	+27 82 326 8553/stuart@norththompsonracing.co.za

**Instructions to the installer of the Safety Cage**

The ASN may list here any instructions provided to be followed for the processing of the certificate.



Amendment No: 1

**09/2274**

## **SAFETY CAGE CERTIFICATE**

### **Certified Amendment**

Certificate extended to include 5-door variant. Photos updated as follows.


**PHOTO 1**  
FRONT ¾ VIEW OF CAGE



**PHOTO 2**  
REAR ¾ VIEW OF CAGE



**PHOTO 3**  
VIEW FROM SIDE OF CAR



**PHOTO 4**  
MAIN ROLLBAR TO FLOOR ATTACHMENT



**PHOTO 5**  
REAR BACKSTAY TO BODY ATTACHMENT



**PHOTO 6**  
FRONT ROLLBAR TO FLOOR ATTACHMENT






Amendment No: 1

**09/2274**

**PHOTO 7**  
FRONT ROLLBAR ATTACHMENT TO "A" PILLAR



**PHOTO 8**  
MAIN ROLLBAR ATTACHMENT TO "B" PILLAR



**PHOTO 9**  
ATTACHMENT TO FRONT SUSPENSION



**PHOTO 10**  
DRIVER'S DOOR ANTI-INTRUSION DOORBAR



**PHOTO 11**  
LOCATION OF IDENTIFICATION PLATE



**PHOTO 12**  
DETAIL OF IDENTIFICATION PLATE






Amendment No: 1


MSA CERTIFICATE NUMBER :

**09/2274**

**PHOTO 13**  
SHOULDER HARNESS ATTACHMENT – DRIVER






**PHOTO 14**  
SHOULDER HARNESS ATTACHMENT – CO-DRIVER



**PHOTO 15**  
OTHER DETAILS OF CAGE



Name of Authorising Officers	<b>John Symes</b>	<b>John Ryan</b>	
Position	Technical Director	Technical Executive	
Signed			
Date	16/06/2011	16, 6, 2011	