



MOTORSPORT SOUTH AFRICA

Groupe / Group

R2B

Homologation N°

A-S25729

Extension N°

09/07VR2B

FICHE D'EXTENSION D'HOMOLOGATION HOMOLOGATION EXTENSION FORM

Homologation valable à partir du
Homologation valid as from

10 APRIL 2015



VR2B Variante Rallye R2B / Rally Variant R2B

VR2C Variante Rallye R2C / Rally Variant R2C

VR3C Variante Rallye R3C / Rally Variant R3C

101. CONSTRUCTEUR DU VEHICULE / MANUFACTURER OF THE VEHICLE

FORD MOTOR COMPANY SOUTH AFRICA

102. MODÈLE ET TYPE DE VEHICULE / MODEL AND TYPE OF THE VEHICLE

a) Modèle et type
Model and type **FIESTA R2**

| Page or Extension n° | Article | Description | Photo n° |
|----------------------|---------|---|----------|
| 1 | 324 | Unichip piggyback ECU. | 1 |
| 1 | 324 | Unichip piggyback ECU connector. | 2 |
| 2 | 324 | I-driver piggyback assist. | 3 |
| 2 | 324 | I-driver piggyback assist connector. | 4 |
| 2 | 324 | Diagram 1- Interconnection of the UniChip, I-Drive & Pectal | Diag 1 |
| 2 | 324 | Diagram 2- Pin-outs , Connector A & B | Diag 2 |
| 2 | 324 | Diagram 3- Pin-outs Connector C | Diag 3 |
| 2 | 324 | Electrical harness to connect piggybacks. | 5 |

Photo 1: Unichip piggyback ECU.



Photo 2: Unichip piggyback ECU connector.



Photo 3: I-driver piggyback assist.



Photo 4: I-driver piggyback assist connector.



Diagram 1: Interconnection Diagram- UniChip, I-Drive & Pectal2

Diagram for how the Unichip + I-Driver is connected in Ford R2

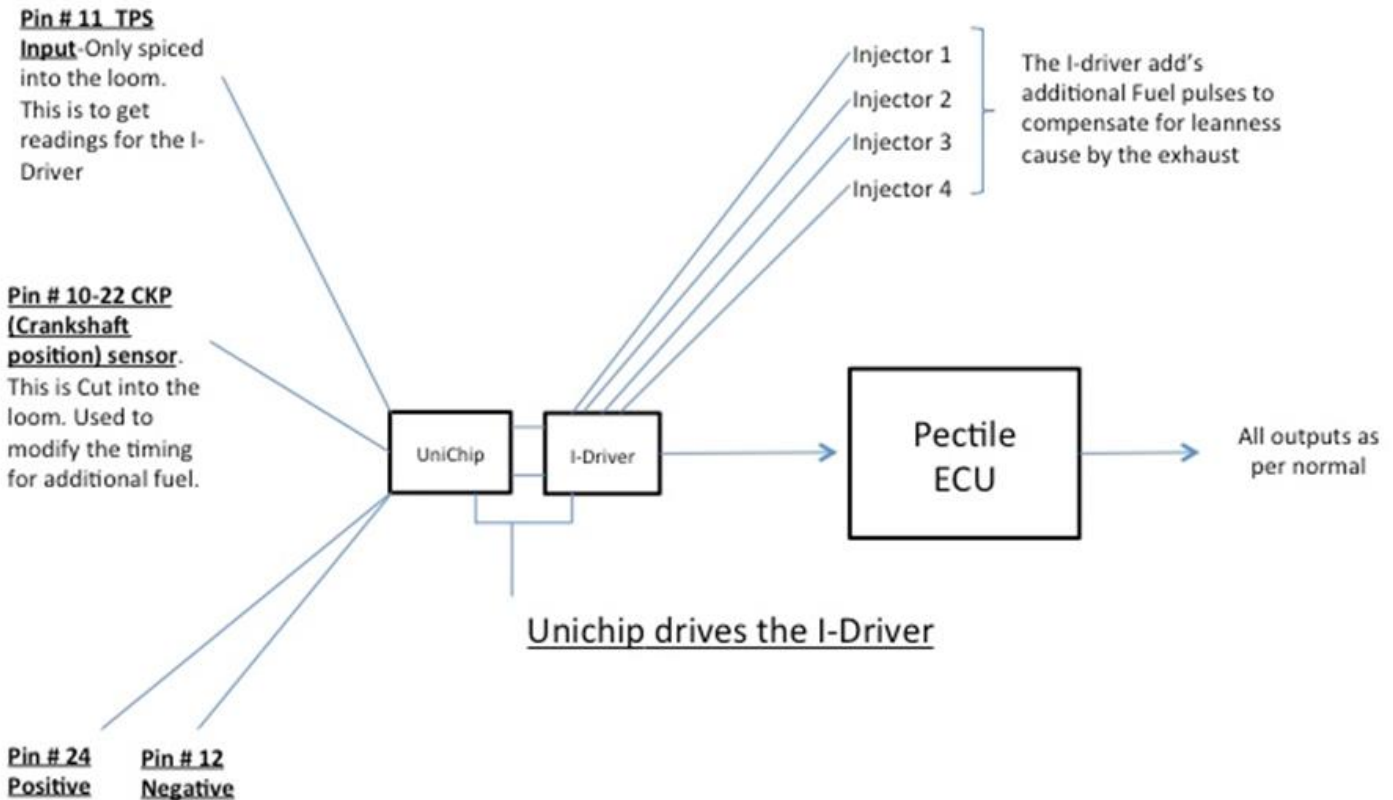
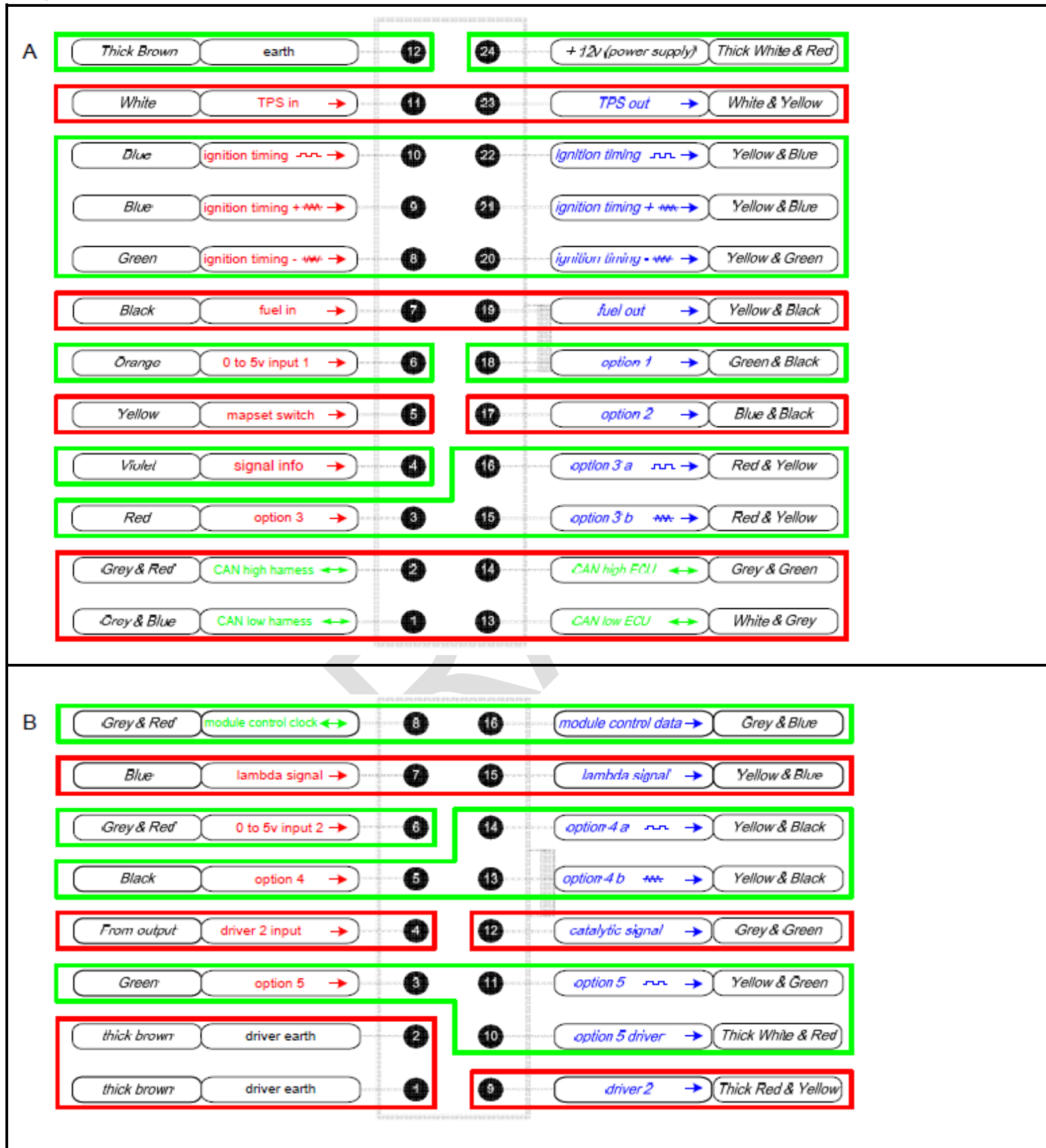


Diagram 2



Marque
Make

FORD MOTOR COMPANY

Modèle
Model

FIESTA R2

Homologation N°

A-S25729

Extension N°

03/02 VR2B

Diagram 3

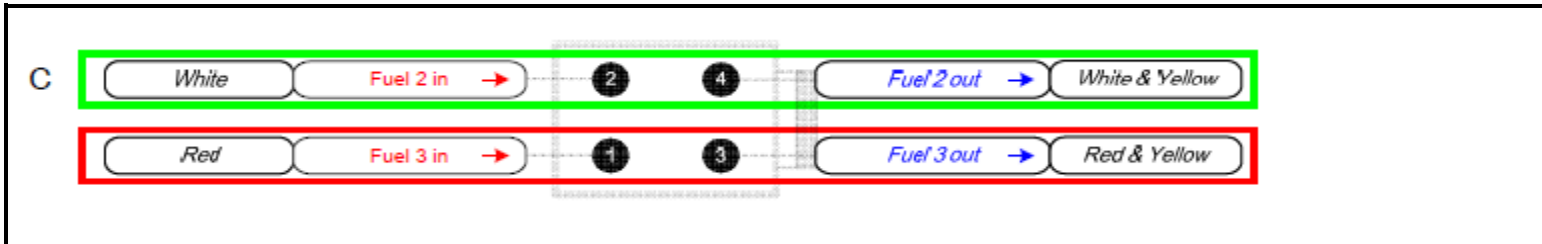


Photo 7: Electrical Harness to connect piggybacks




Photo 8:

