

2019 WILDCAT ENERGY NATIONAL RALLY TIME & DISTANCE SCHEDULE

Page: 1

| Pre- Rally Items | Item Description | Day / Date | First car due (hh:mm) | | | | | |
|-----------------------|---|------------------------------|-----------------------|--------------|------------------|----------------|---------------------|-----------------------|
| 1 | Documentation Opens at Rally HQ - AMTEC | Saturday 9th November | 6:00 | | | | | |
| 2 | Route Reconnaissance | Saturday 9th November | 6:30 | | | | | |
| 3 | Scrutineering - AMTEC - Service Area | Saturday 9th November | 8:00 | | | | | |
| 4 | All Cars into Holding Area - AMTEC | Saturday 9th November | By 10:00 | | | | | |
| 5 | Driver's Briefing at Rally HQ - AMTEC | Saturday 9th November | 10:00 | | | | | |
| Start Day 1 | | Saturday 9th November | | | | | | |
| TC | Stage | Stage | Location | SS Distance | Liaison Distance | Total Distance | Target time (hh:mm) | First car due (hh:mm) |
| 0 | Start - Day 1 - AMTEC | | | | | | | 10:20 |
| 0A | Official Start to SS 1 Rand Water 1 | | | | 18.28 | 18.28 | 0:20 | 10:40 |
| 1 | SS 1 | RAND WATER 1 | <i>KLIPRIVIER</i> | 13.32 | | | 0:03 | 10:43 |
| 1A | SS 1 Rand Water 1 to Service A | | | | 16.34 | 29.66 | 0:51 | 11:34 |
| | Service A - AMTEC- 20 mins | | | | 13.32 | 34.62 | | 47.94 |
| 1B | Service OUT | | | | | | | 11:34 |
| 1C | Service A to SS 2 Rand Water 2 | | | | 18.33 | 18.33 | 0:20 | 11:54 |
| 2 | SS 2 | RAND WATER 2 | <i>KLIPRIVIER</i> | 13.32 | | | 0:03 | 11:57 |
| 2A | SS 2 Rand Water 2 to Service B | | | | 16.34 | 29.66 | 1:00 | 12:57 |
| | Service B - AMTEC- 30 mins | | | | 13.32 | 34.67 | | 47.99 |
| | Service OUT | | | | | | | |
| 2B | Service B to SS 3 Hannes 1 | | | | 38.86 | 38.86 | 0:40 | 13:37 |
| 3 | SS 3 | HANNES 1 | <i>HANNES</i> | 14.06 | | | 0:03 | 13:40 |
| 3A | SS 3 Hannes 1 to SS 4 Flippie | | | | 3.36 | 17.42 | 0:20 | 14:00 |
| 4 | SS 4 | FLIPPIE 1 | <i>ROOKRAAL</i> | 13.00 | | | 0:03 | 14:03 |
| 4A | SS 4 Flippie 1 to Service C | | | | 0.75 | 13.75 | 0:45 | 14:48 |
| | Service C - FLIPPIE - 30 mins | | | | 27.06 | 42.97 | | 70.03 |
| | Service OUT | | | | | | | |
| 4B | Service C to SS 5 Formula K | | | | 41.59 | 41.59 | 0:45 | 15:33 |
| 5 | SS 5 | FORMULA K | <i>FORMULA K</i> | 12.33 | | | 0:03 | 15:36 |
| 5A | SS 5 Formula K to Parc Ferme | | | | 0.12 | 12.45 | 0:15 | 15:51 |
| 5B | Parc Ferme IN (Formula K) | | | | | | | 15:51 |
| | | | | 12.33 | 41.71 | 54.04 | | |
| Day 1 - Totals | | | | 66.03 | 153.97 | 220.00 | | |




SECTION 1
Day 1
SECTION 2



2019 WILDCAT ENERGY NATIONAL RALLY

TIME & DISTANCE SCHEDULE

v.3

| Start Day 2 | | Sunday 10th November | | | | | | |
|-----------------------|---|------------------------------|---|---------------|------------------|----------------|---------------------|-----------------------|
| TC | Stage | Stage | Location | SS Distance | Liaison Distance | Total Distance | Target time (hh:mm) | First car due (hh:mm) |
| 5C | Re-Start - Day 2 - (Formula K) | | | | | | | 8:30 |
| 5D | Re-Start to SS 6 Formule K Reversed | | | | 0.22 | 0.22 | 0:02 | 8:32 |
| 6 | SS 6 | FORMULE K REVERSED | FORMULE K | 12.33 | | | 0:03 | 8:35 |
| 6A | SS 6 Formula K reversed to Service D | | | | 0.30 | 12.63 | | 9:20 |
| | Service D - Formula K - 30 mins | |  | 12.33 | 0.52 | 12.85 | 0:45 | 9:20 |
| | Service OUT | | | | | | | 9:20 |
| 6B | Service D to SS 7 Hannes 2 | | | | 30.61 | 30.61 | 0:35 | 9:55 |
| 7 | SS 7 | HANNES 2 | HANNES | 14.06 | | | 0:03 | 9:58 |
| 7A | SS 7 Hannes 2 to SS 8 Flippie 2 | | | | 2.27 | 16.33 | 0:20 | 10:18 |
| 8 | SS 8 | FLIPIE 2 | ROOKRAAL | 13.00 | | | 0:03 | 10:21 |
| 8A | SS 8 Flippie 2 to Service E | | | | 39.26 | 52.26 | | 11:46 |
| | Service E - AMTEC - 30 mins | |  | 27.06 | 72.14 | 99.20 | 1:25 | 11:46 |
| | Service OUT | | | | | | | |
| 8B | Service E to SS 8 Rand Water 1 Reversed | | | | 15.98 | 15.98 | 0:20 | 12:06 |
| 9 | SS 9 | RAND WATER REVERSED 1 | KLIPRIVIER | 13.37 | | | 0:03 | 12:09 |
| 9A | SS 8 Rand Water 1 Reversed to Service F | | | | 18.63 | 32.00 | | 13:04 |
| | Service F - AMTEC - 20 mins | |  | 13.37 | 34.61 | 47.98 | 0:55 | 13:04 |
| | Service OUT | | | | | | | |
| 9B | Service F to SS 10 Rand Water Reversed 2 | | | | 15.98 | 15.98 | 0:20 | 13:24 |
| 10 | SS 10 | RAND WATER REVERSED 2 | KLIPRIVIER | 13.37 | | | 0:03 | 13:27 |
| 10A | SS 10 Rand Water Reversed 2 to Parc Ferme | | | | 18.63 | 32.00 | 0:35 | 14:02 |
| 10B | Parc Ferme IN (AMTEC) | | AMTEC | | | | | 14:02 |
| Day 1 - Totals | | | | 66.03 | 153.97 | 220.00 | | 51% |
| Day 2 - Totals | | | | 66.13 | 141.88 | 208.01 | | 49% |
| Rally total | | | | 132.16 | 295.85 | 428.01 | | |

SECTION 3

Day 2

SECTION 4

